



The Latin American Art Residencies


REPORT LATAM 2017 - 2022



ORA

OBSERVATOIRE DES
RÉSIDENCES ARTISTIQUES

*600 Latin American
residencies in 2022*



ORA

OBSERVATOIRE DES
RÉSIDENCES ARTISTIQUES

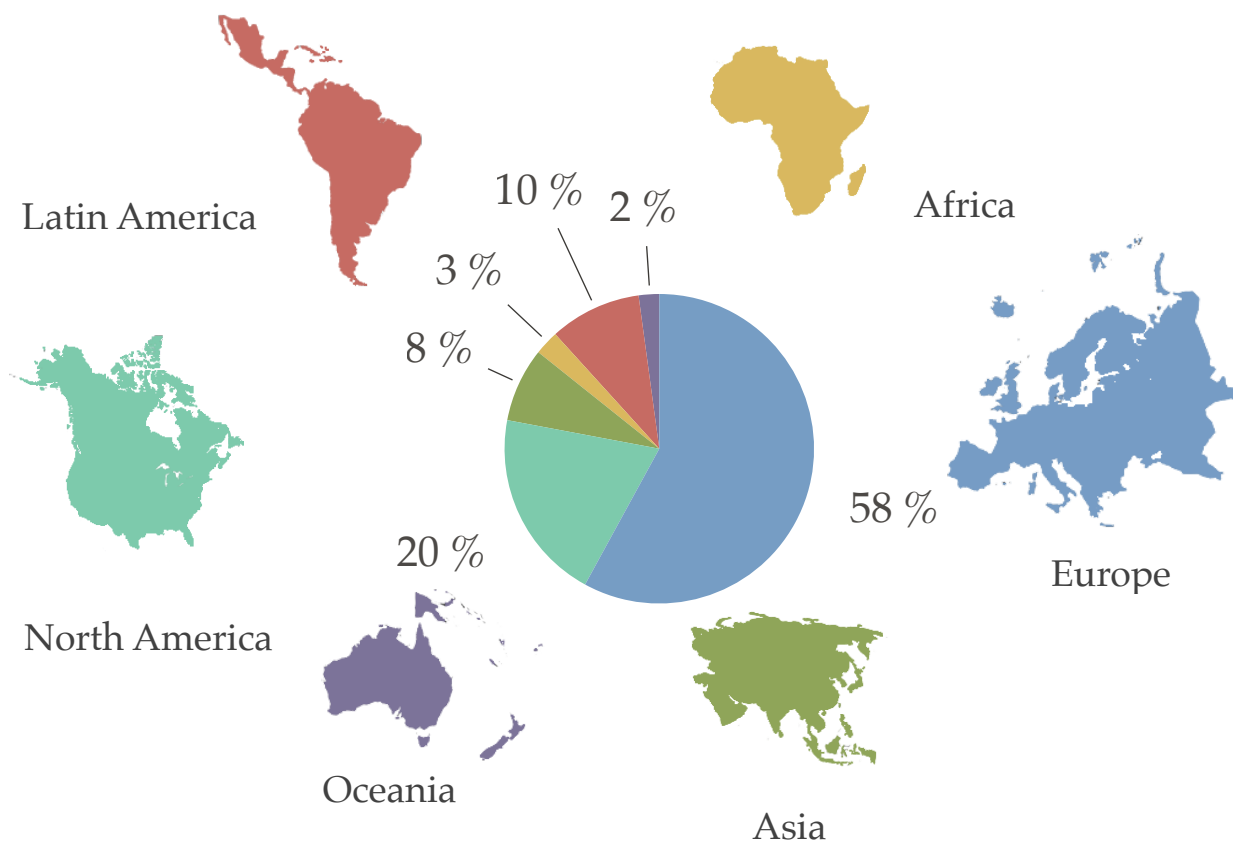
The LATAM Report 2017 - 2022
by the Observatory of Artistic Residencies
on residencies in Latin America and the Caribbean
was produced in partnership with the network
Artists In Residence Television

ARTISTS IN
RESIDENCE
TELEVISION

The first report of the Observatory of Artistic Residencies - ORA - on the panorama of Latin American artists' residencies is produced in partnership with Artists In Residence Television as part of the publication of the GRAAL, the Guide of Art Residencies in Latin America.

Between 2017 and 2020, Alexandra Christev and Vladimir de Vaumas, the founders of Artists In Residence Television visited more than 300 residencies in 19 Latin American countries out of the 600 or so residencies that dot the Latin American cultural landscape. Upon their return, the decision was made to publish a guide with all the spaces hosting artists. The main mission of this guide is to establish a non-exhaustive list of artistic residencies in this region of the world in order to inform artists and other cultural professionals of the cultural mobility opportunities available.

Latin America was chosen as the region accounts for approximately 10% of the residencies offered worldwide, which allows for an extrapolation of the results to the global level. Including the rest of the continent, America represents nearly 30% of the world's residency supply, compared to 58% for Europe. The remaining 12% is shared between Oceania, Africa, Asia and the rest of the world.



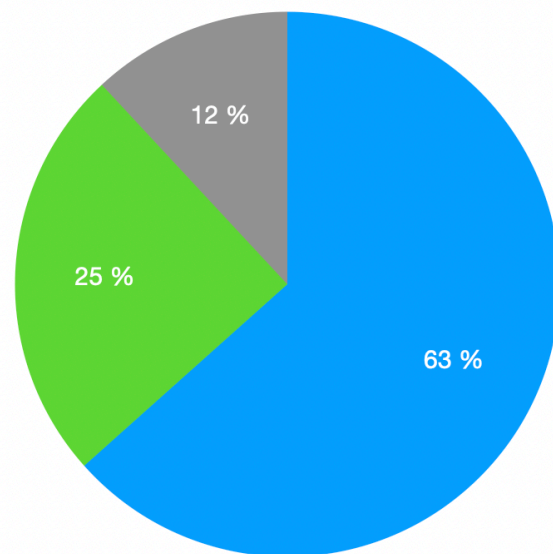
As part of the GRAAL, a Google form was sent to 607 residencies in 28 countries in South America, Central America, North America (Mexico) and the Caribbean.

To date, nearly 400 residencies have participated in the GRAAL survey. One third of the residencies did not respond to the registration form. We estimate that 25% of these residencies are still active, but have not expressed interest in this initiative.

More than 60 residencies appear to be inactive at this time, either due to lack of information or contact with the managers of these spaces, or due to the Covid-19 pandemic (permanent closure without notice, temporary closure, or postponement of activities to 2022).

400 residencies responding to the GRAAL

● Active Art Residencies
● Inactive Art Residencies
● No answer but active



© Observatoire des Résidences Artistiques - Artists In Residence Television - 2021

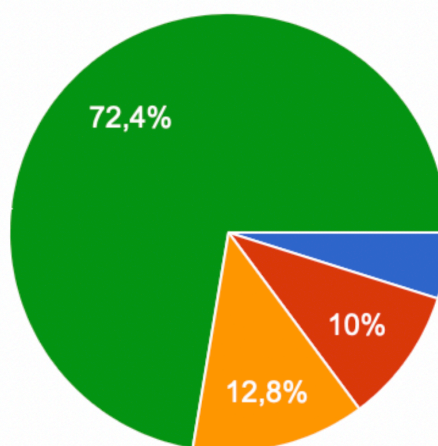
Of the 607 residencies listed in Latin America, nearly three out of four are based in South America, which can be explained by the very large number of residencies in Brazil (more than 140 in 2021: nearly one out of four Latin American residencies is Brazilian).

Central America, to which Mexico is added, accounts for 22.8% of the residencies, a little more than one residency out of 5 are based in this region (Mexico being the only North American country represented in this study, it alone represents more than one residency out of 10 in Latin America).

Finally, the Caribbean accounts for less than 5% of the artistic residencies in this region of the world.

World Region/Region del Mundo

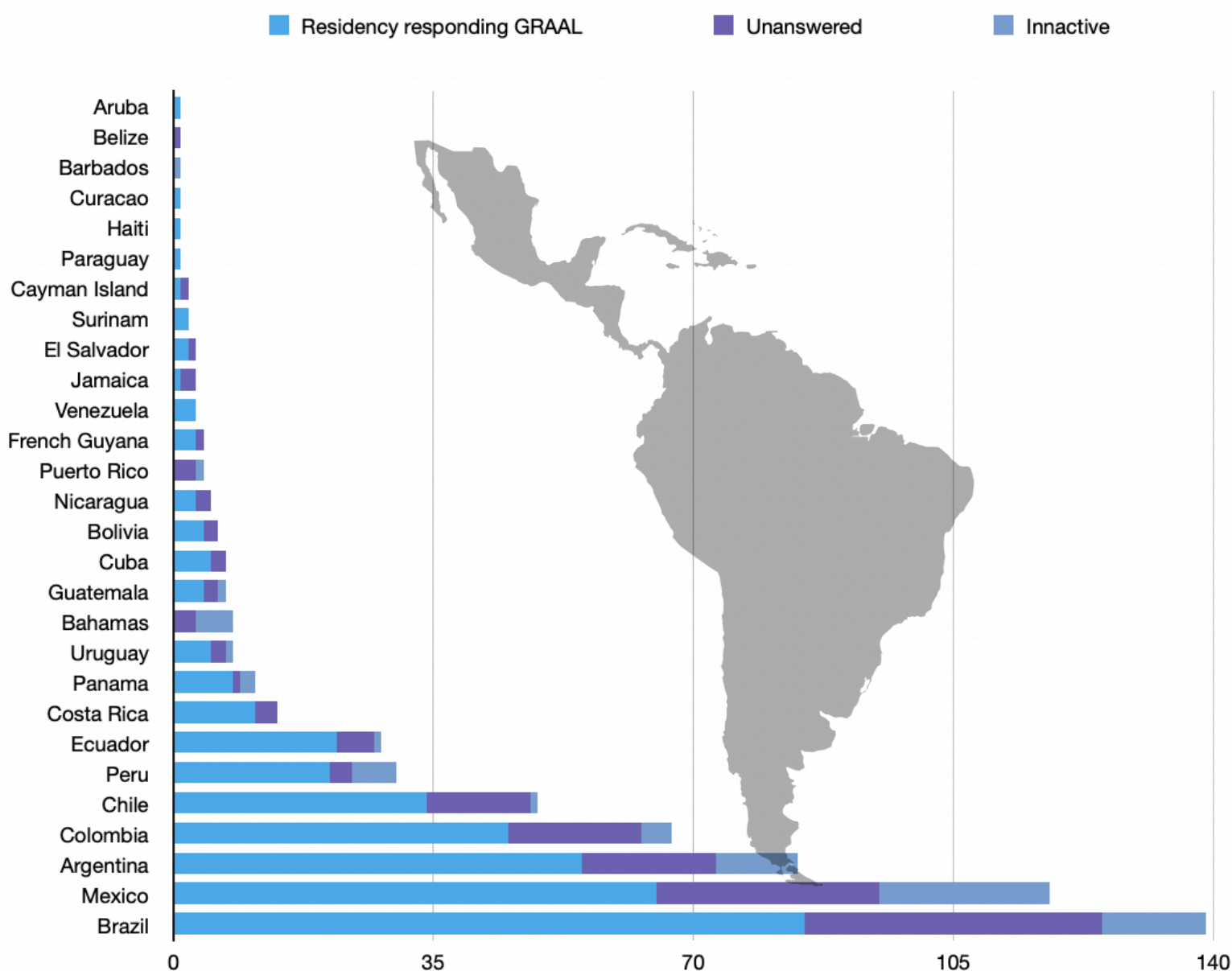
● Caribbean
● Central America
● North America
● South America



© Observatoire des Résidences Artistiques - Artists In Residence Television - 2021

The distribution by country of the number of residencies was done in order to highlight the share of active residencies that responded to the GRAAL, the share of residencies that did not respond, but have activities on social networks or their website, or that did not respond to the initiative, and finally, the share of residencies that did not respond to emails and for which we are not sure of the continuity of their activities.

In this study, we observe that more than 52% of the active residencies in Latin America are distributed among 7 countries, in order of importance in relation to the number of residencies: Brazil, Mexico, Argentina, Colombia, Chile, Peru and Ecuador. This percentage rises to 83% if we add the residencies that did not respond or are inactive in these countries.



© Observatoire des Résidences Artistiques - Artists In Residence Television - 2021

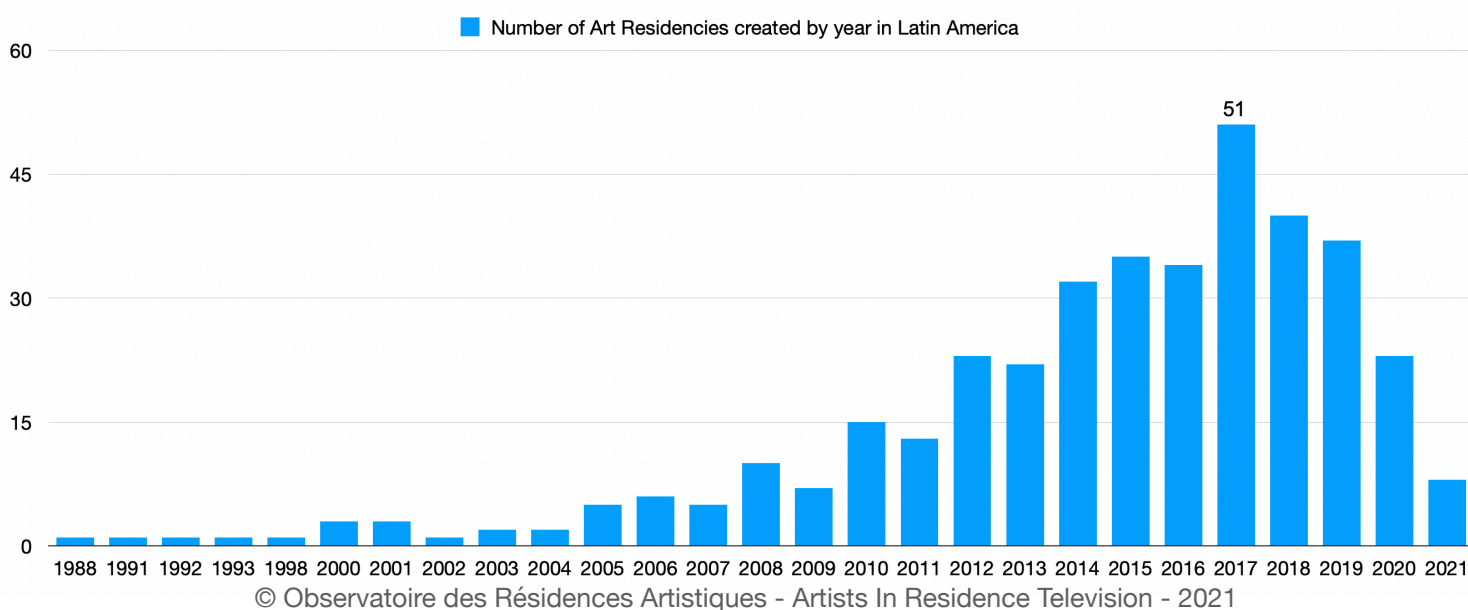
The concept of artists' residencies is not new, it appeared in the 17th century in France, under the impulse of Louis XIV and his Minister Colbert with the creation of the French Academy in Rome in 1666, the future Villa Medici.

As far as Latin America is concerned, and according to the answers to the GRAAL form, the first residency to be established in the region was the MAM CHILOÉ in the extreme south of Chile in 1988 in response to the military dictatorship which applied harsh censorship on artists fleeing the country's cultural centers.

Between 1988 and 2000, only ten projects were created, but between 2000 and 2010, more than sixty projects were developed.

Then, between 2010 and 2020, the phenomenon is democratized and more than 300 residencies will appear on the Latin American cultural scene. In 2017 alone, more than 50 new residencies were created in the region.

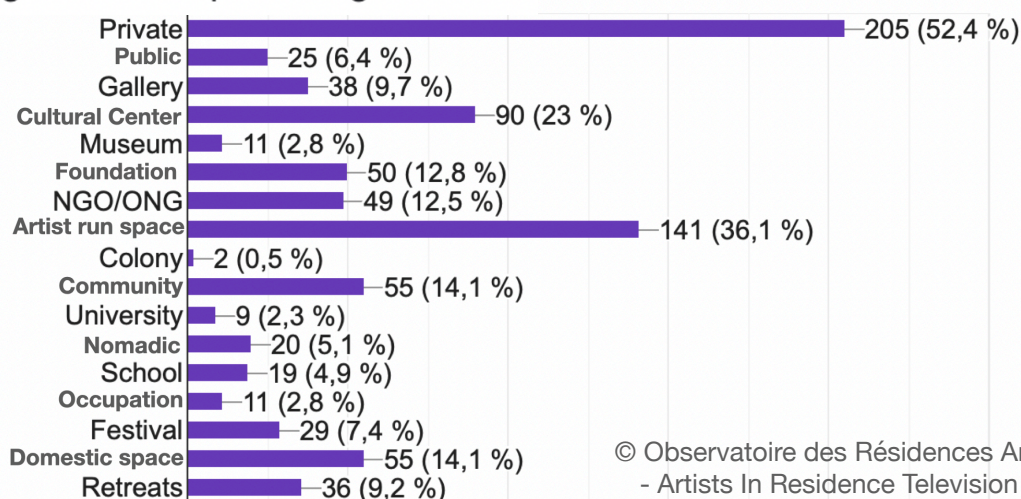
It is estimated that one out of every four residencies created since 2010 in the world is based in Latin America.



The majority of residencies in Latin America are private initiatives (52.4%), while only 6.4% are public programs (governments of Colombia, Brazil, Mexico and Chile, Goethe Institute, Alliance Française, CCE and some museums (2.8%) and universities (2.3%)).

Also, one out of three residencies is run by artists (36.1%) and many host residents directly in domestic spaces (14.1%).

Type of organization/Tipo de organización



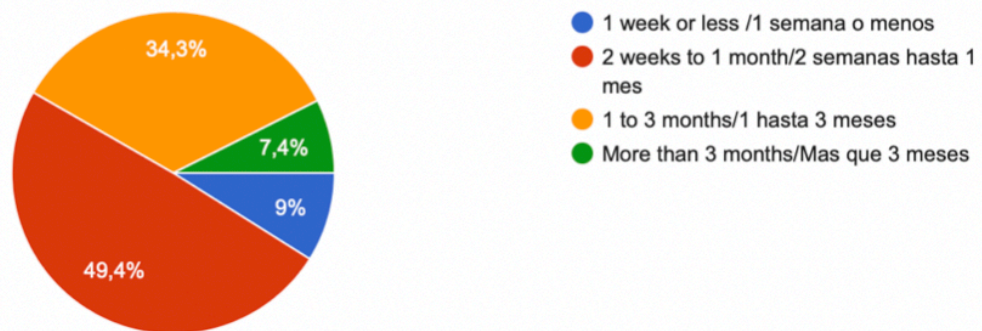
According to the responses provided in the GRAAL, more than 4,230 artists are accepted into residency each year among the 400 participating programs. If we extrapolate to the rest of Latin America, that is nearly 6,345 annual places available for artists in residence.

One out of every two residencies establishes programs with an average duration of one month and one out of three residencies offers stay times ranging from one to three months. This is due in part to the fact that tourist visas do not exceed three months. In Bolivia, the tourist visa is set at one month renewable once. And Panama requires proof of future exit to enter its territory.

Only 7.4% of the residencies offer periods longer than three months, which requires a cultural visa or return trips to the artists' country of origin.

The remaining 9% of residencies offer programs of one week or less, which are similar to retreats, intensive residencies, often workshops, or micro-residencies.

Residency duration/Duración de residencia

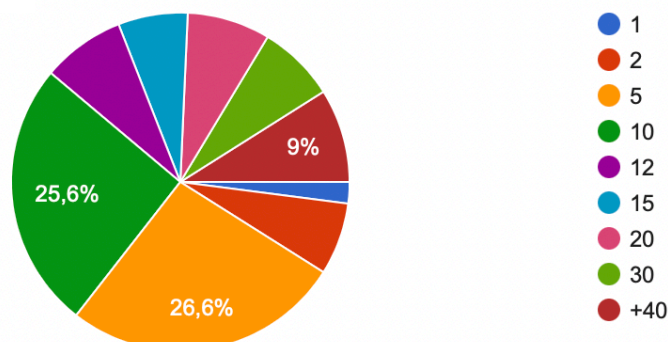


© Observatoire des Résidences Artistiques - Artists In Residence Television - 2021

On average, a residency in Latin America hosts 11.7 artists per year. One in four residencies hosts an average of 5 artists per year and another quarter of the residencies host an average of 10 artists per year.

36 residencies host more than 40 artists per year, 29 host about 30, and 32 host about 20, representing 70% of the available supply in Latin America.

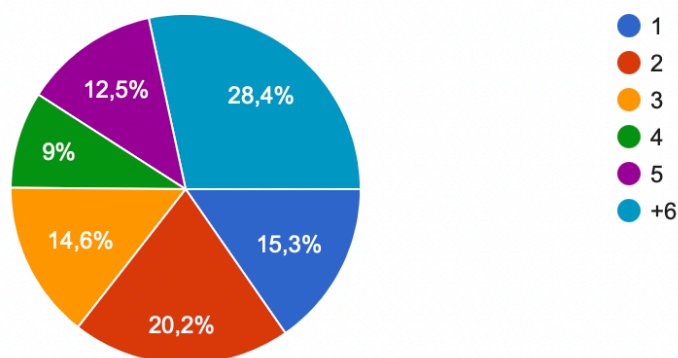
Number of artists by year/ Numero de artistas por año



© Observatoire des Résidences Artistiques - Artists In Residence Television - 2021

One in five residencies hosts two artists at the same time, 14.6% of residencies host three, and one in ten hosts four artists at the same time. One in three residencies hosts more than six artists at the same time. These residencies often occur either once a year, inviting a large group of artists at the same time for shorter periods of time, or outside of large cities where spaces are larger and less expensive.

Number of artists at the same time/Número de artistas al mismo tiempo



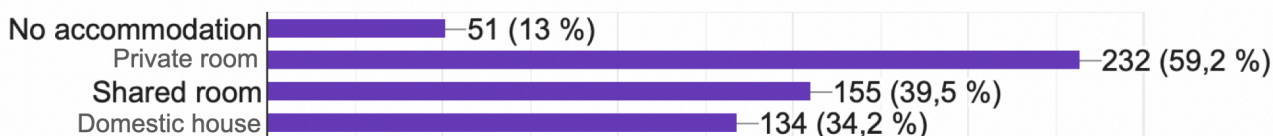
© Observatoire des Résidences Artistiques - Artists In Residence Television - 2021

While the concept of the residency includes accommodation for the majority (87%), a little more than one residency in ten does not include accommodation for the artists. In this case, they are often residencies for local artists. If the artist is a foreigner, then he/she is invited to find accommodation near the residency by his/her own means.

In the case of residencies that offer a room to the artist, almost two out of three residencies offer private rooms and two out of five residencies have shared rooms.

34% of the residencies are in private homes.

Accommodation/Hospedaje

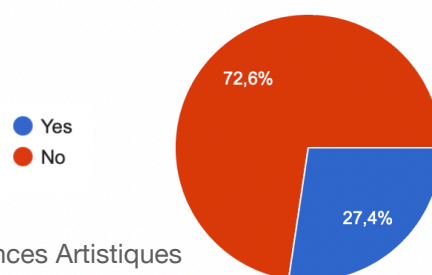


© Observatoire des Résidences Artistiques - Artists In Residence Television - 2021

Less than one-third of the residencies are accessible to artists with disabilities.

A future, more in-depth study will clarify the exact disabilities that residencies are able to handle.

Handicap friendly/Accesible para discapacitados

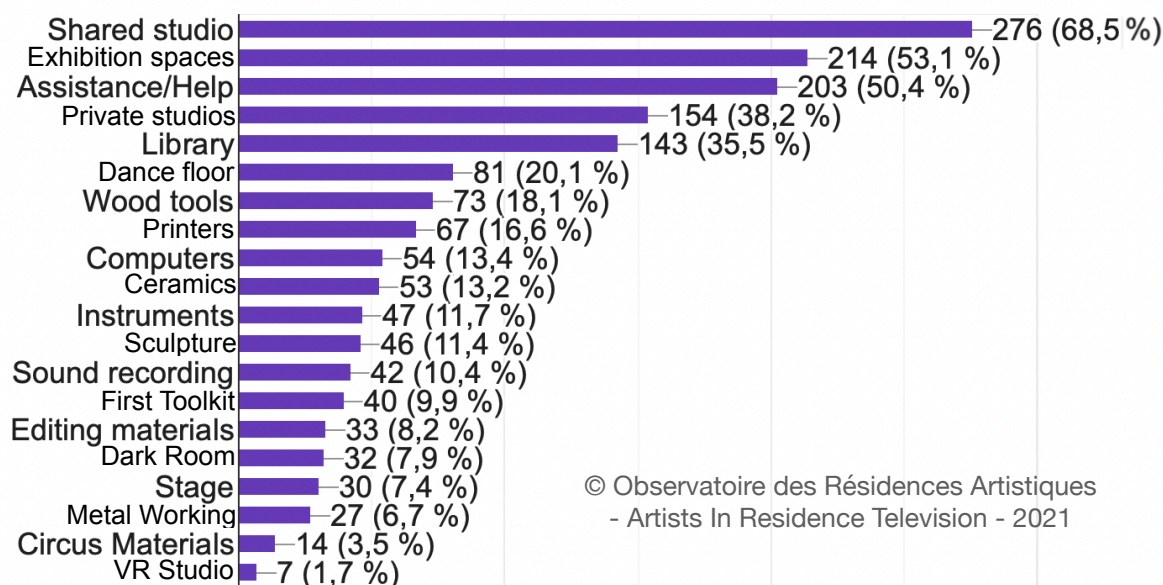


© Observatoire des Résidences Artistiques
- Artists In Residence Television - 2021

In general, during their residencies, artists have access to a number of infrastructures, services, spaces and professional assistance in the realization of their projects (50.4%). More than two out of three residencies offer shared work studios and two out of five residencies have private studios for the artist. One out of three residencies has a library specialized in contemporary art, 16.6% offer the possibility to use a printer and 13.4% have access to a computer during their residency.

Some residencies are equipped for disciplines that require special infrastructure such as in the plastic arts (woodworking tools (18.1%), ceramics infrastructure (13.2%), sculpture infrastructure (11.4%) and metalworking infrastructure (6.7%); the visual arts (photography (7.9%), publishing materials (lithographs, serigraphs...) (8.2%); performing arts (dance floor (20.1%), stage (7.4%), circus materials (3.5%); or music (musical instruments (11.7%), recording studio (10.4%).

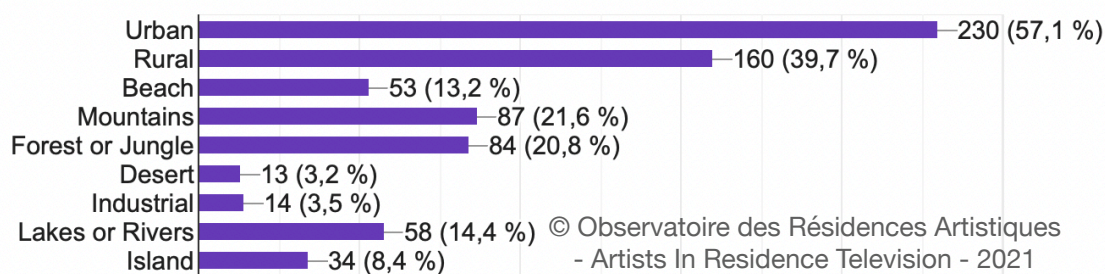
Facilities/Servicios disponibles



More than one in two Latin American residencies is based in metropolises and large cities, compared to two in five in rural areas.

Latin America, due to the diversity of its geographic, geopolitical and endemic landscapes, has 13.2% of its residencies based on ocean coasts, 21.6% in mountainous areas, often belonging to the Andes Mountains, 20.8% in forested areas such as the Amazon, Atlantic forests, rainforests or jungle, as well as near streams, rivers and lakes (14.4%). Residencies based on islands represent 8.4% of the participating residencies and 3.2% of them are organized or based in deserts such as the Salar de Uyuni, Baja California or the Atacama Desert.

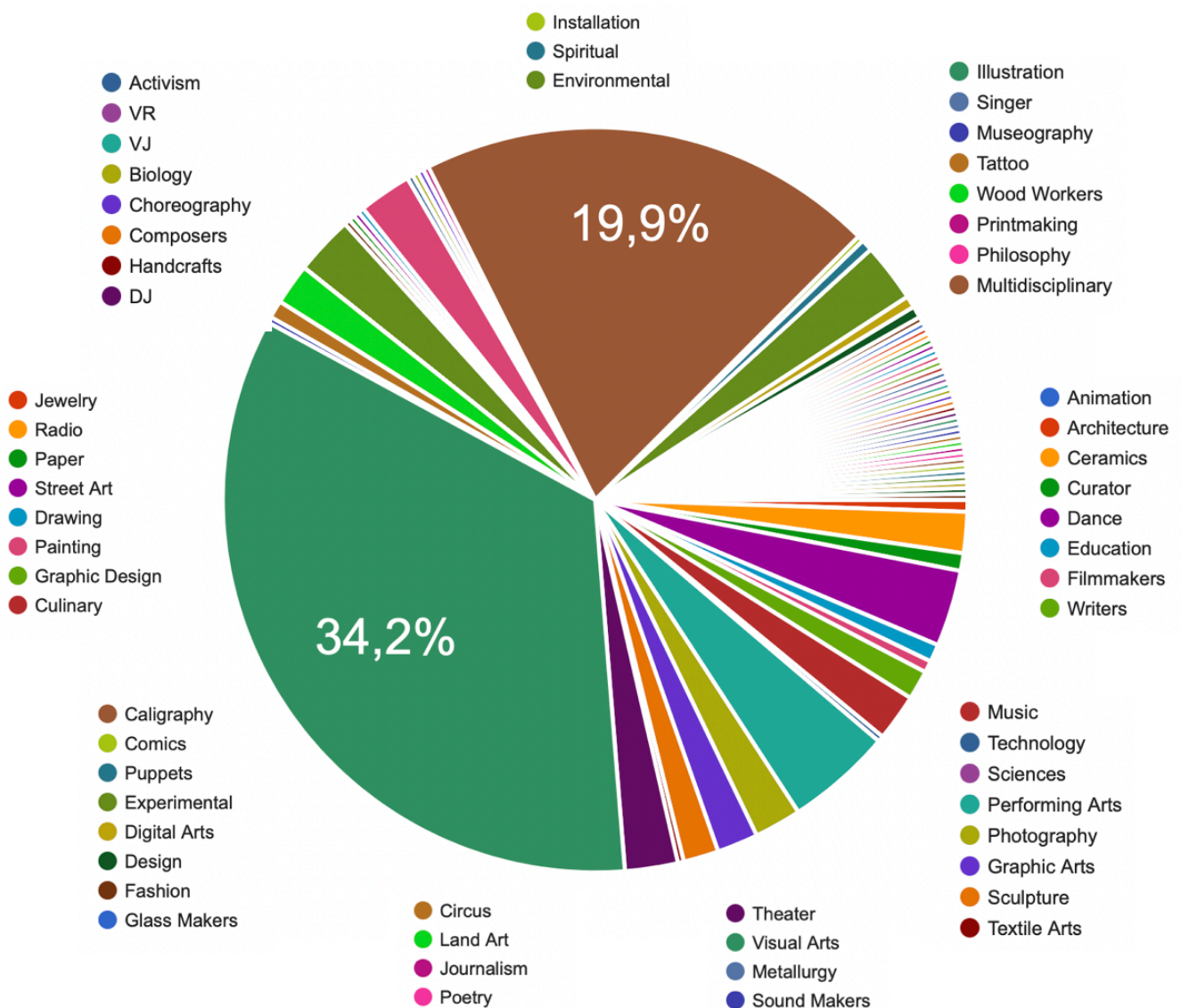
Geographical situation/Situación geográfica



There are as many residencies as there are artistic disciplines! While there is a clear trend towards residencies dedicated to the visual arts (34.2%) and the performing arts (4.7%), to which are added dance (3.2%) and theater (2.2%), one out of five residencies is multidisciplinary and welcomes artists from all disciplines.

Also, cross-sectoral residencies are on the rise in Latin America, particularly in the areas of education, ecology, biology, activism, museology, science, technology, journalism and spirituality.

Major disciplines/Disciplinas principales



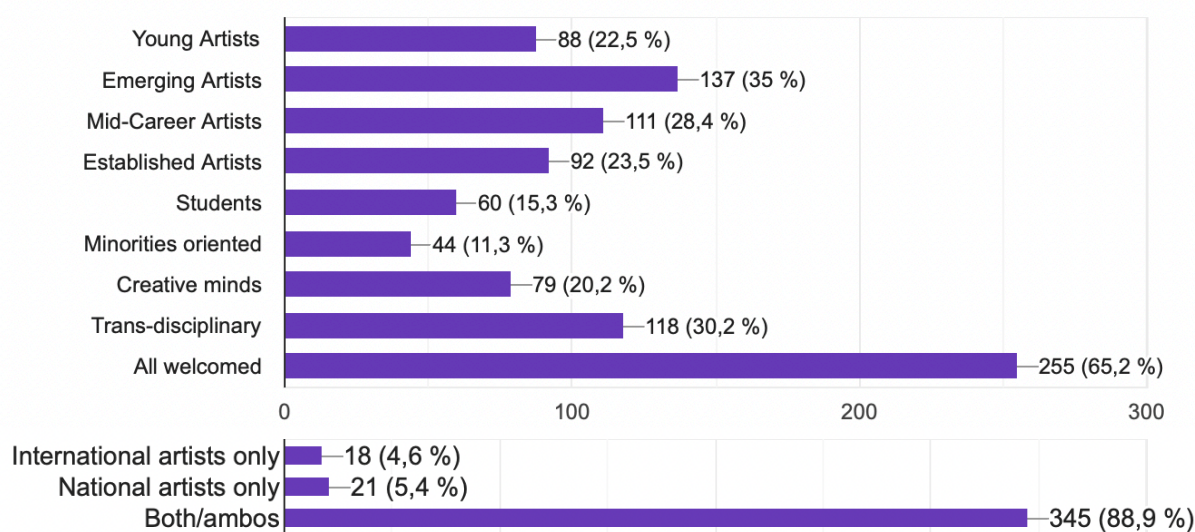
© Observatoire des Résidences Artistiques - Artists In Residence Television - 2021

While two out of three residencies accept all types of artists, one out of five hosts mostly young artists, one out of three hosts emerging artists, three out of ten host mid-career artists, and just over one out of five hosts only established artists. Almost one in three residencies hosts trans-disciplinary artists.

Some residencies are geared toward art students (15.3%) while others are dedicated to hosting minorities (11.3%), including Afro-descendant and indigenous populations or the LGBTQAI+ community.

While the vast majority of residencies host national and international artists (88.9%), some focus on either foreign artists (4.6%) or local artists (5.4%).

Type of artists in residence/Tipología de artistas en residencia



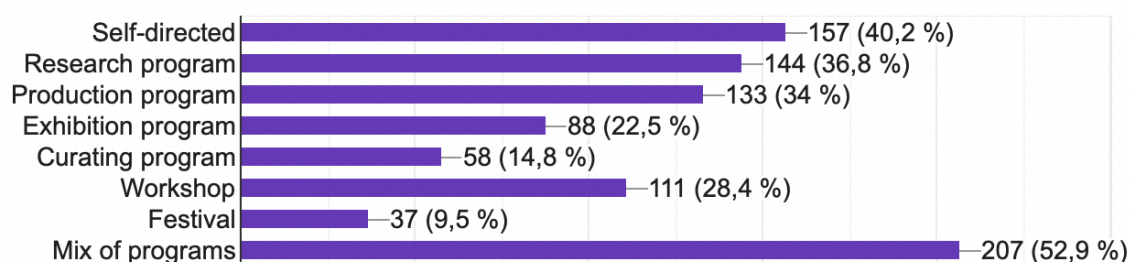
© Observatoire des Résidences Artistiques - Artists In Residence Television - 2021

While one in two residencies offer a choice of artist programs, one in five offer artist-run programs, one in three offer research or production programs and one in five offer exhibition programs.

Only 14.8% of residencies offer either curatorial programs or curated programs.

Nearly one in three residencies is dedicated to learning through discipline-specific workshops and nearly one in ten residencies is dedicated to organizing or presenting work at festivals.

Type of program/Typo de programa



© Observatoire des Résidences Artistiques - Artists In Residence Television - 2021

During their residencies, many artists are invited to organize events and activities around their projects or disciplines. This tendency to use the knowledge and know-how of the artists in residence to carry out cultural mediation actions is rapidly developing in the artistic residency sector.

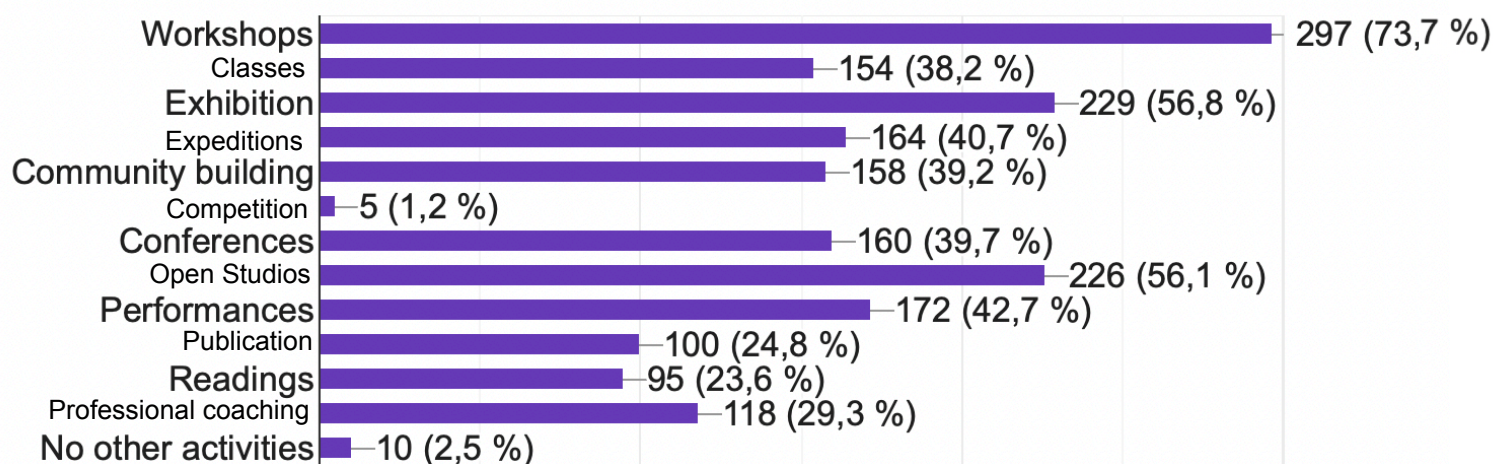
Nearly three out of four residencies ask the artist to organize a workshop and more than one out of two residencies end with a final exhibition or an open-studio.

Two out of five residencies offer the opportunity to organize a class, lecture, performance, participate in field trips and visits to local institutions, or engage in community building activities.

One in three residencies offers residents the opportunity to give professional coaching sessions for local artists, and one in four residencies offers the opportunity to give readings or participate in publications related to their projects and the residency.

Only 2.5% of residencies do not offer any activities for artists to do during their stay.

Extra activities during the residency/Otras actividades durante la residencia



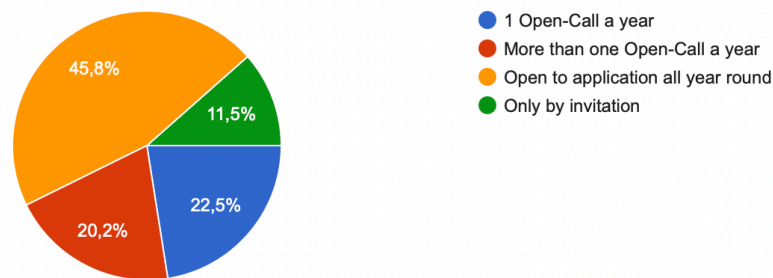
© Observatoire des Résidences Artistiques - Artists In Residence Television - 2021

While nearly one in two residencies is open to unsolicited applications throughout the year, more than one in five residencies has only one annual call for applications.

One out of five residencies issues multiple annual calls for applications, while one out of ten residencies operates only by invitation of the artist by the host space, especially for established artists.

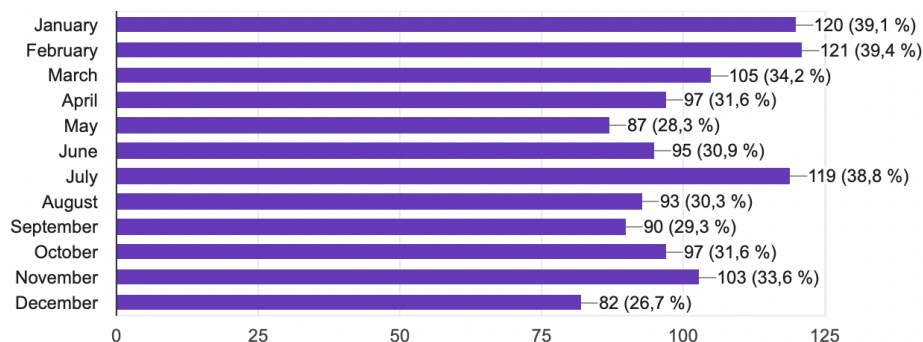
Artist residencies that issue one or more annual calls for applications show a tendency to do so around the months of January, February, July, and November.

Application modalities/Modalidades de aplicación



© Observatoire des Résidences Artistiques - Artists In Residence Television - 2021

General Month of Open Calls/Mes de convocatoria en general



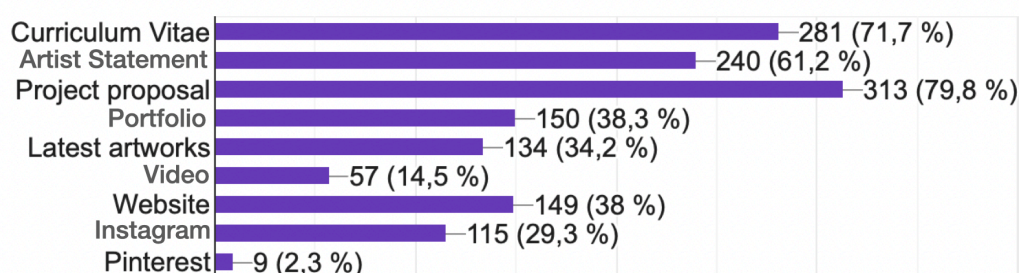
© Observatoire des Résidences Artistiques - Artists In Residence Television - 2021

When applying, residencies primarily request a curriculum vitae (71.7%), a project proposal (79.8%) and an artist's statement (61.2%).

Two out of five residencies request a complete portfolio (including all of the documents listed below) while one out of three residencies also request a body of work, usually the most recent possible.

The growing interest of residencies in social networks also leads them to verify the artistic practice of applicants on platforms such as Instagram, Pinterest, Facebook, Youtube, Vimeo or their website.

Application Requirements /modalidades de aplicación



© Observatoire des Résidences Artistiques - Artists In Residence Television - 2021

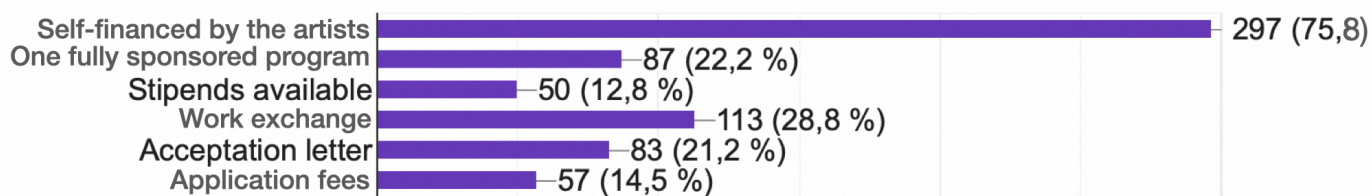
In Latin America, three out of four residencies have to finance their activities through the contributions of the artists. This is due to the lack of public support for the realization of residencies and the obligation to generate equity to ensure the continuity of the projects or the remuneration of the managers. We estimate that the lifespan of a residency is three to five years and its closure is often due to a lack of financial stability. 14.5% of the residencies set an application fee to finance the activities of the residency or to pay the admission jury.

Also, one out of five residencies offers an invitation card or letter of acceptance so that artists can seek the necessary funds from third parties.

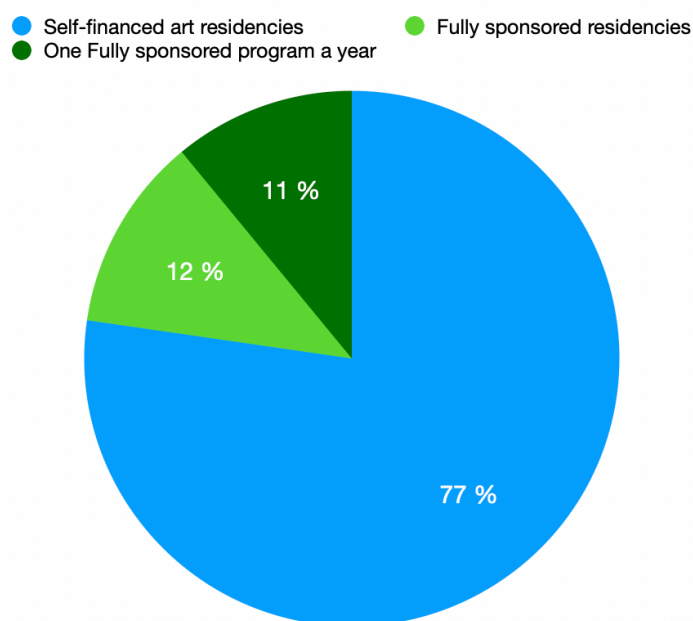
However, there are 45 programs in Latin America that are fully funded (12%) by residencies and one in ten residencies offers at least one fully funded program each year (11%).

About one in ten residencies offers scholarships to artists, often in the form of a discount on the residency fee, and one in three residencies also offer the possibility of exchanging program participation for daily or weekly work hours.

Financial modalities/Modalidades de financiamento

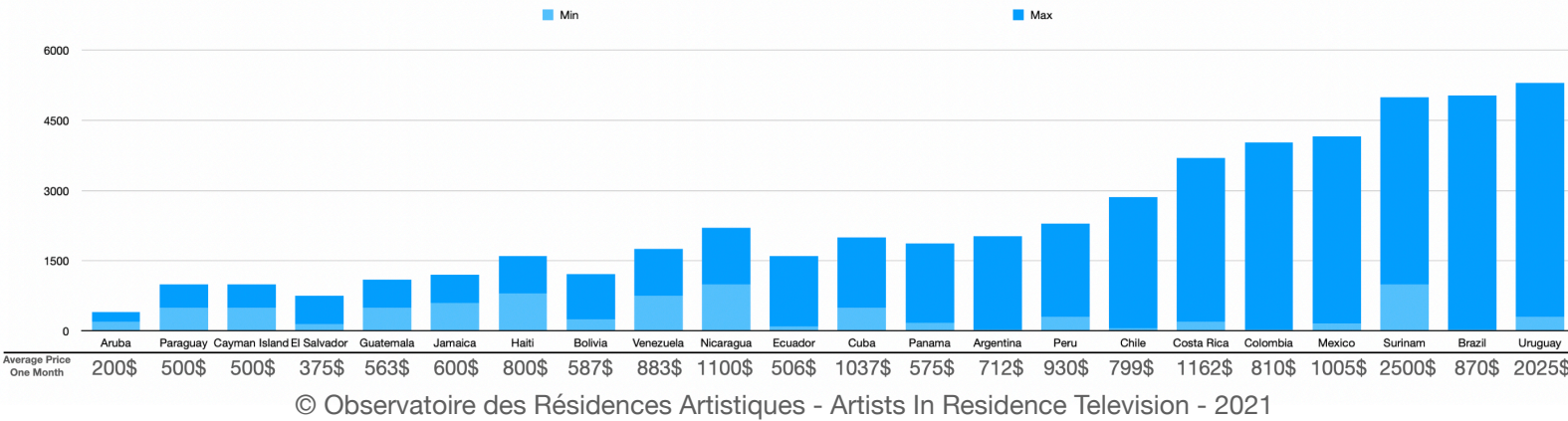


© Observatoire des Résidences Artistiques - Artists In Residence Television - 2021

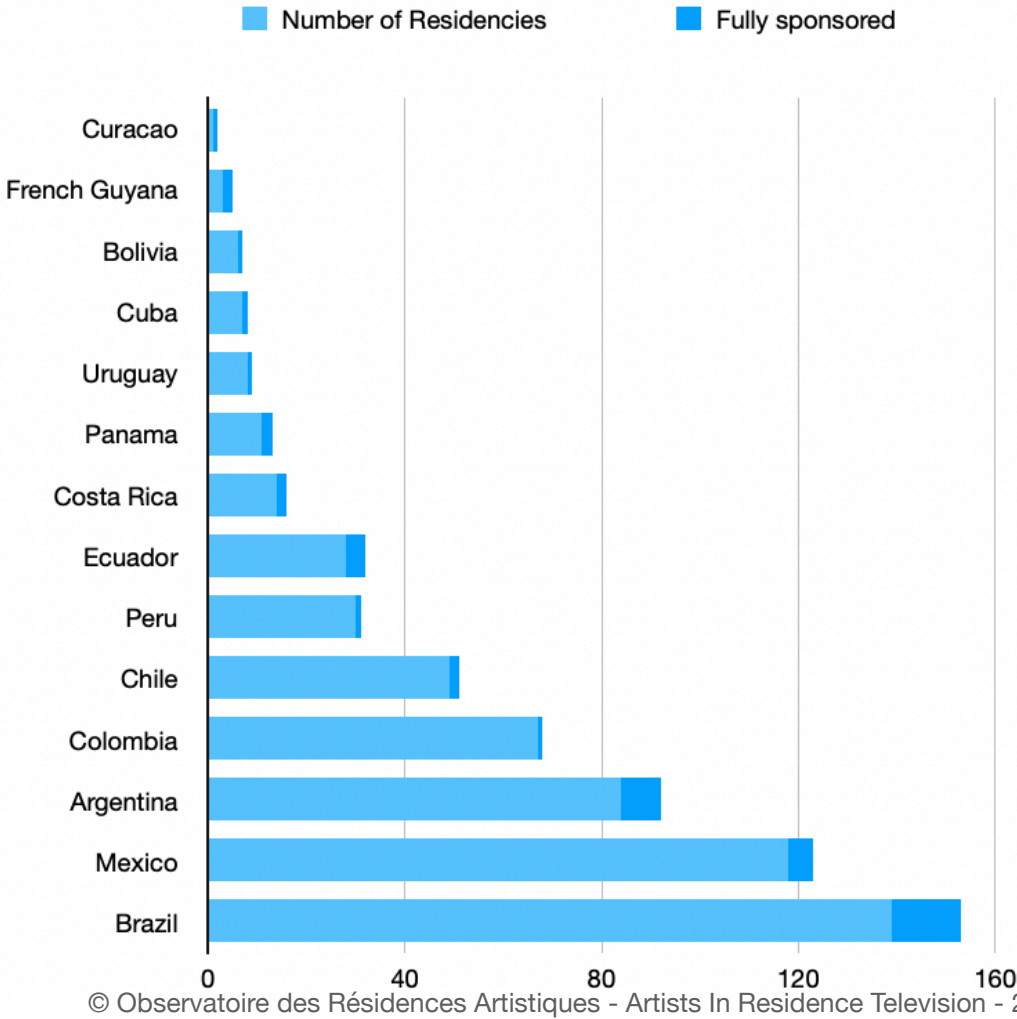


© Observatoire des Résidences Artistiques -
Artists In Residence Television - 2021

Thanks to the transparency of the GRAAL's participating residencies, we can establish that the average price of a month's residency in Latin America is \$857, or €727. This figure is largely driven up by the presence of residencies whose prices exceed \$4,000. The countries with the most expensive residencies are Brazil, Uruguay, Mexico, Colombia, Suriname and Costa Rica, where the prices of some programs reach \$3,000 to \$5,000. Below is the average price of a residency by country and month, and the minimum and maximum costs of a program in these countries.



Below, the countries with the most opportunities for fully financed residencies in comparison to the number of residencies present in their territory are Brazil, Argentina, Mexico and Ecuador.



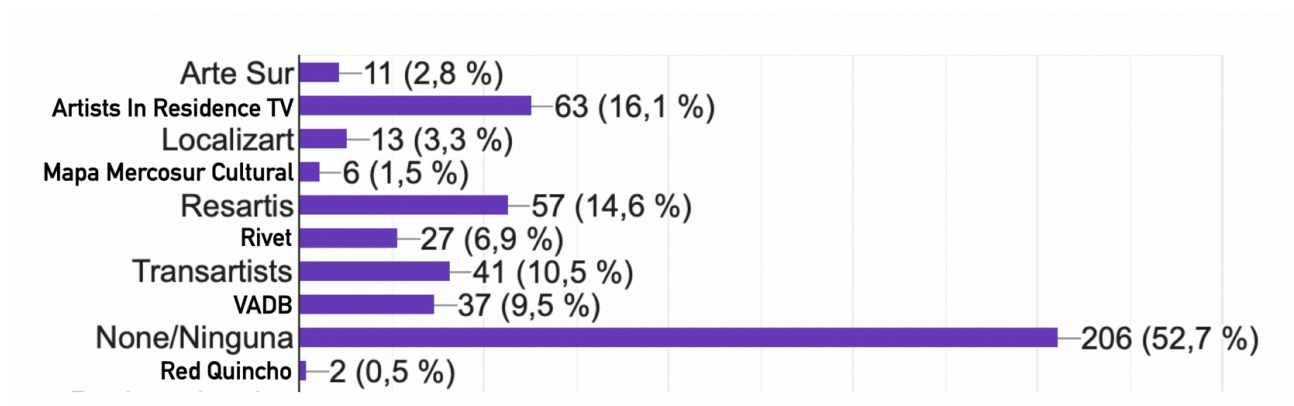
Below is an alphabetical list of countries in Latin America and the Caribbean that offer residency programs, as well as countries that offer fully funded residencies and the average price of a month's residency including the minimum and maximum prices charged.

Country	Residency responding GRAAL	Unanswered	Innactive	Number of Residencies	Average price/month	Max	Min	Fully sponsored
Argentina	55	18	11	84	712\$	2000\$	30\$	8
Aruba	1	0	0	1	200\$	200\$	200\$	0
Bahamas	0	3	5	8	Not specified	-	-	0
Barbados	0	0	1	1	Not specified	-	-	0
Belize	0	1	0	1	Not specified	-	-	0
Bolivia	4	2	0	6	587\$	250\$	960\$	1
Brazil	85	40	14	139	870\$	5000\$	35\$	14
Cayman Island	1	1	0	2	500\$	500\$	500\$	0
Chile	34	14	1	49	799\$	2800\$	60\$	2
Colombia	45	18	4	67	810\$	4000\$	30\$	1
Costa Rica	11	3	0	14	1162\$	3500\$	200\$	2
Cuba	5	2	0	7	1037\$	1500\$	500\$	1
Curacao	1	0	0	1	Not specified	-	-	1
Ecuador	22	5	1	28	506\$	1500\$	100\$	4
El Salvador	2	1	0	3	375\$	600\$	150\$	0
French Guyana	3	1	0	4	2160\$	2160\$	2160\$	2
Guatemala	4	2	1	7	563\$	600\$	500\$	0
Haiti	1	0	0	1	800\$	800\$	800\$	0
Jamaica	1	2	0	3	600\$	600\$	600\$	0
Mexico	65	30	23	118	1005\$	4000\$	160\$	5
Nicaragua	3	2	0	5	1100\$	1200\$	1000\$	0
Panama	8	1	2	11	575\$	1700\$	175\$	2
Paraguay	1	0	0	1	500\$	500\$	500\$	0
Peru	21	3	6	30	930\$	2000\$	300\$	1
Puerto Rico	0	3	1	4	Not specified	-	-	0
Surinam	2	0	0	2	2500\$	4000\$	1000\$	0
Uruguay	5	2	1	8	2025\$	5000\$	300\$	1
Venezuela	3	0	0	3	883\$	1000\$	750\$	0
Total	382	154	71	607	857\$	-	-	45

© Observatoire des Résidences Artistiques -
Artists In Residence Television - 2021

The use of networks dedicated to artistic residencies is democratizing in Latin America, even though one out of two residencies does not belong to any of them. The membership of Latin American residencies in large networks such as Resartis (14.6%), Transartists (10.5%) and Rivet (6.9%) is growing rapidly throughout the continent.

The membership of residencies in regional networks such as Arte Sur, VADB, Localizart or Quincho is also growing. As for the network created by MERCOSUR Cultural and inaugurated in 2017, it had only 18 members in 2019 before disappearing in 2020.



© Observatoire des Résidences Artistiques - Artists In Residence Television - 2021

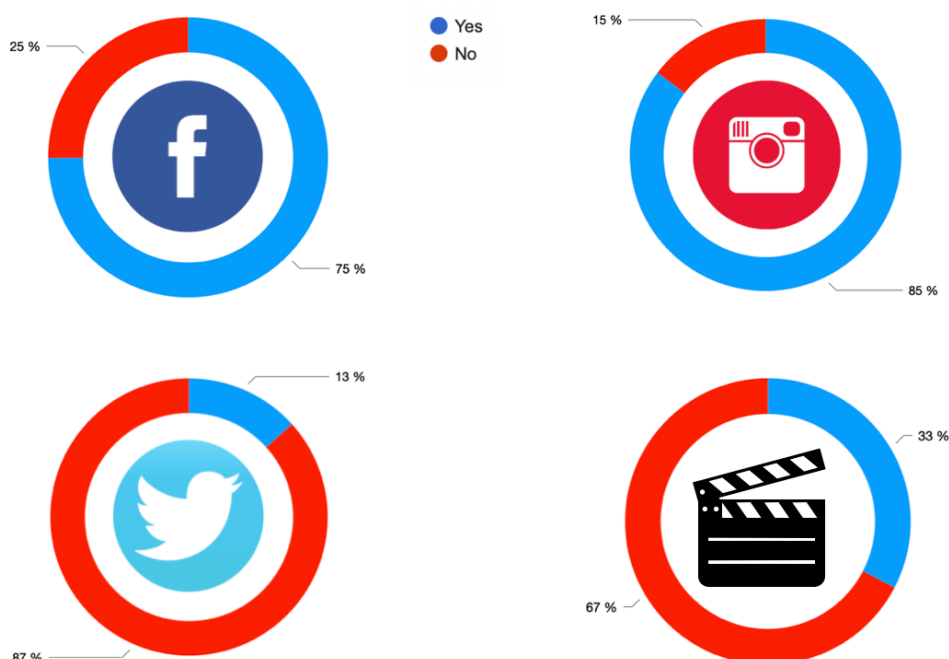
Below is a list of the main networks around the world dedicated to artistic residencies or cultural mobility opportunities:

- Transartists (International - 1400 members)
- Rivet (International - 1030 members)
- Localizart (Latin America, USA, Europe - +600 members)
- Res Artis (International - 550 members)
- **Artists In Residence Television (International +200 members)**
- Xarxaprod (Espagne - 84 members)
- NACMM (Africa - 77 members)
- Microresidence Network (International - 71 members)
- Piney Wood Atlas (USA - 70 members)
- Artesur (Latin America - 64 members)
- China Residency (Chine - 50 members)
- Arts en résidence (France - 45 members)
- Quincho (Argentine - 34 members)
- ICORN (International - 70 countries)
- Alliance of Artists Communities (Open calls)
- On the Move (Cultural Mobility)
- Réseau art actuel (Open calls)
- CIPAC (Open calls)
- Art Motile (Open calls)
- Fully Funded Residencies (Open calls)
- Callfor (Open Calls)

© Observatoire des Résidences Artistiques - Artists In Residence Television - 2021

Social networks are also widely used by Latin American arts residencies. According to the responses to the GRAAL, more than four out of five residencies are on Instagram, three out of four residencies are on Facebook, one out of three residencies has a video channel, and only one out of ten residencies is present on Twitter.

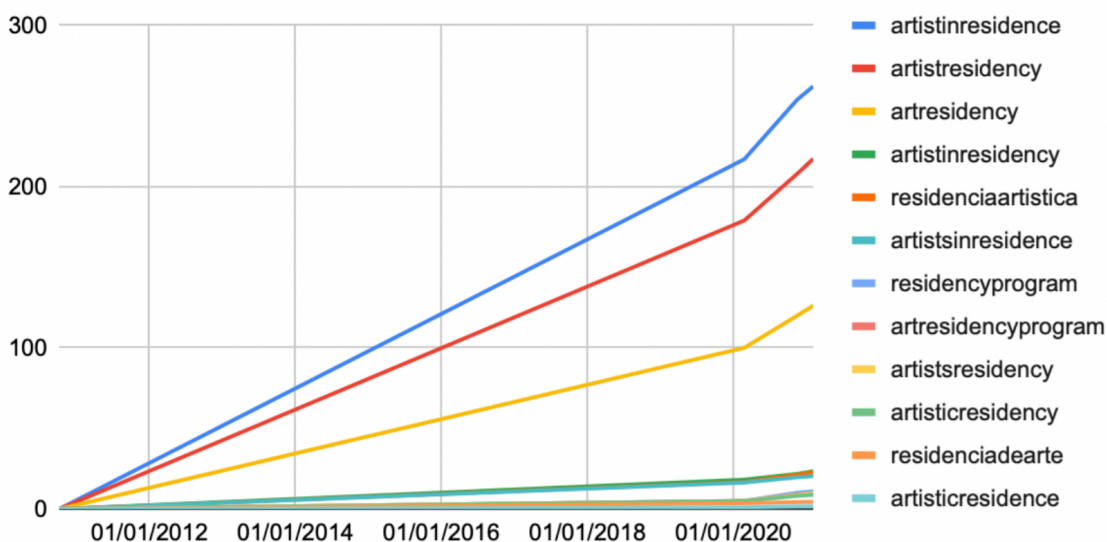
Social Media used by Latin American residencies (GRAAL)



© Observatoire des Résidences Artistiques -
Artists In Residence Television - 2021

With 85% of residencies present on Instagram, a study updated every six months tracks the use of hashtags dedicated to artistic residencies. The hashtags #artistinresidence and #artistresidency are the most used, reaching a quarter of a million mentions on the social network.

Growth of Hashtags related to art residencies on Instagram



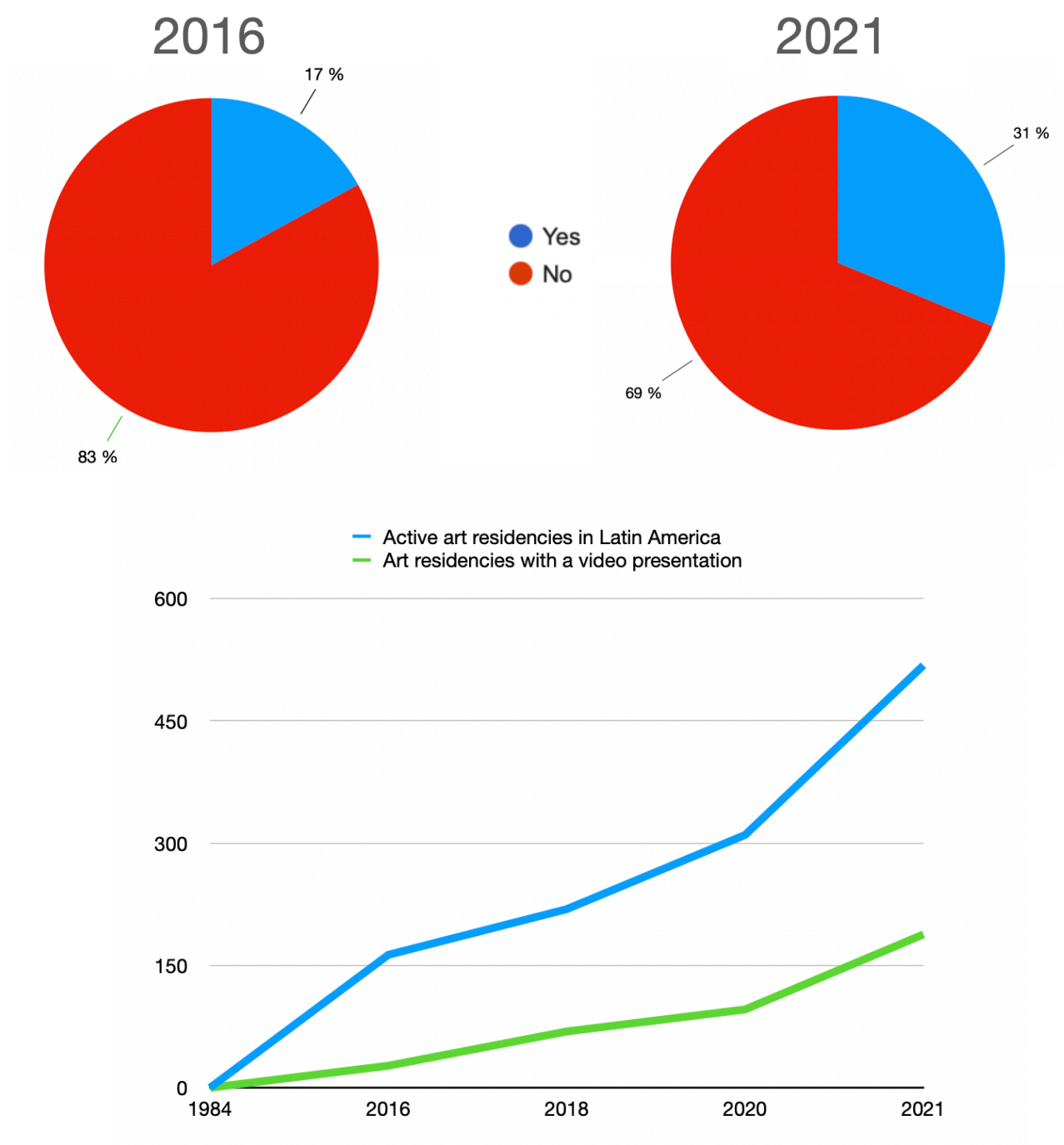
Hashtag in thousands © Observatoire des Résidences Artistiques -
Artists In Residence Television - 2021

Artists in Residence Television is to date the largest network of Latin American residencies with 310 residencies visited and interviewed between 2017 and 2020 and more than 100 residencies from Latin America not visited, but referenced with their video channels on the website www.artistsinresidence.tv.com.

As a result of the work done in the field, Artists In Residence Television has significantly increased the number of residencies able to present their activities through video, interviews and reports, from 17% in 2016, or less than one in five residencies, to 31% in 2021, or one in three residencies.



Latin American residencies with video :

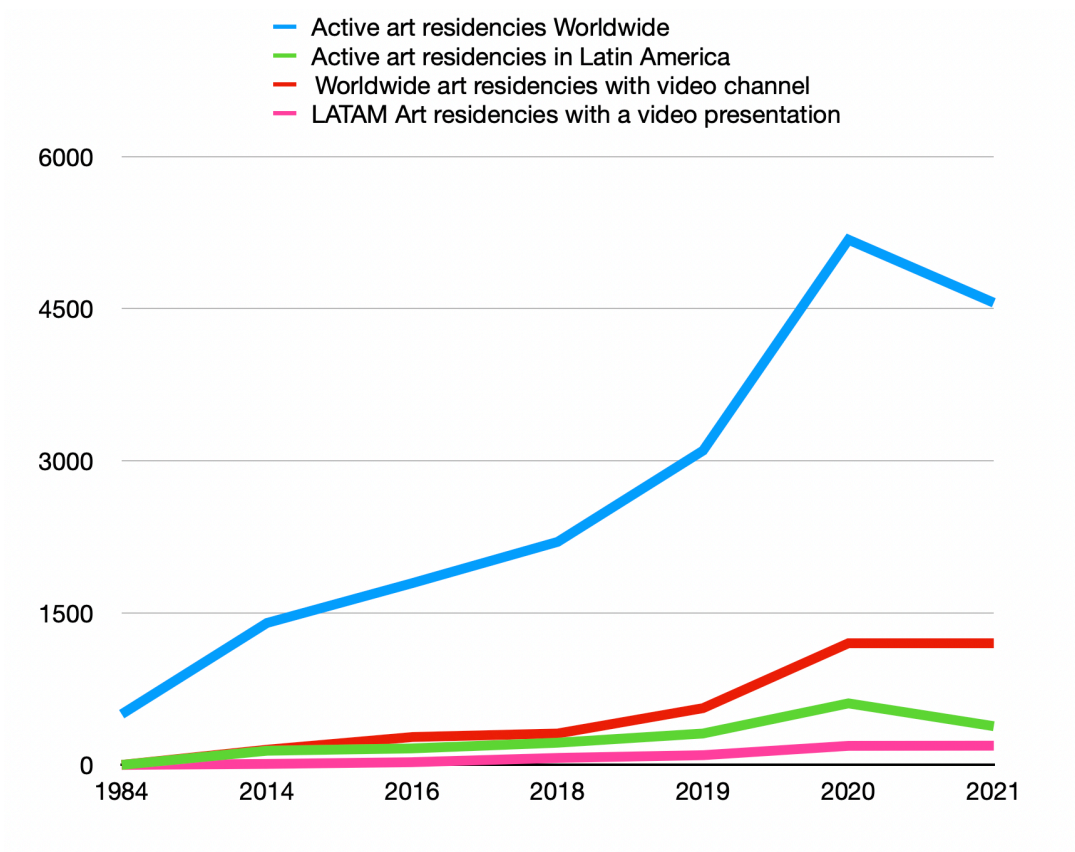


© Observatoire des Résidences Artistiques - Artists In Residence Television - 2021

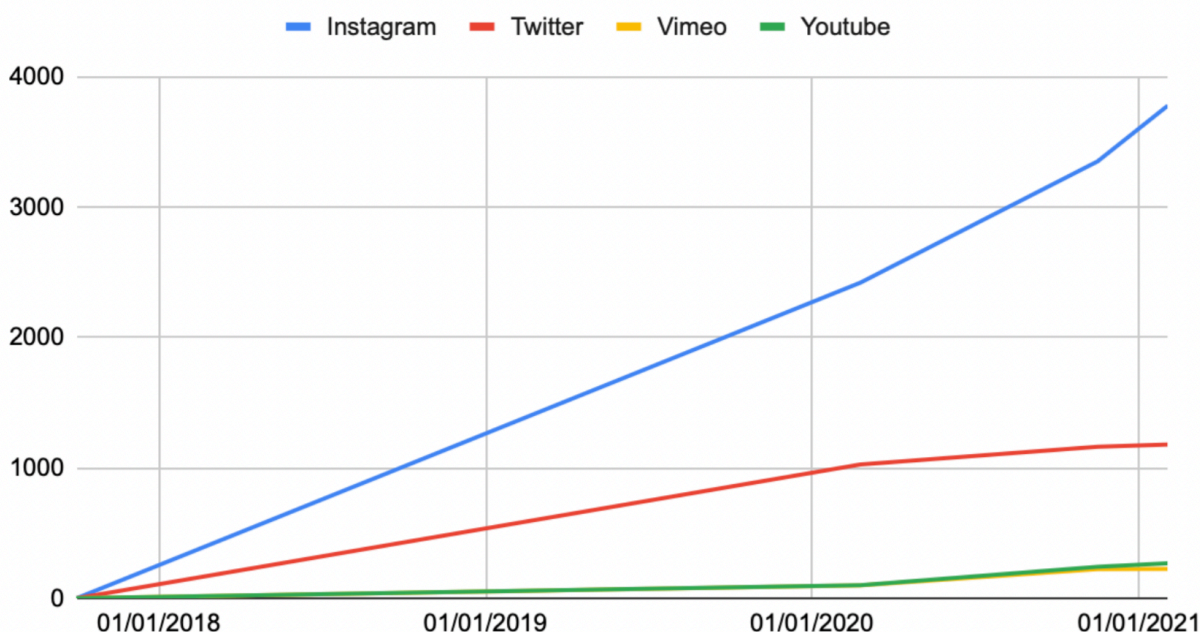
The Observatory of Artistic Residencies - ORA - in collaboration with the Artists In Residence Television network estimates that there will be 5,000 to 6,000 residencies spread over more than 130 countries by 2022.

Through social networks, Artists In Residence Television follows more than 4,100 of them on Instagram, more than 1,200 on Twitter and several thousand on Facebook (the latter network does not quantify the number of professional pages followed).

Finally, a quarter to a third of residencies have a video channel or Web TV on their website.



Art residencies growth on social media



© Observatoire des Résidences Artistiques - Artists In Residence Television - 2021



The Observatory of Artistic Residencies - ORA - aims to study the phenomenon of artist residencies on a global scale.

ORA's mission is to inform and communicate on the evolutions, changes, challenges and trends that are taking place in this cultural sector, which has been expanding rapidly since the year 2000, from less than 1,400 spaces to more than 5,000 in 2021.

Each year, the ORA publishes a detailed report on the international panorama of artistic residencies. To do this, surveys are conducted directly with the residencies and through members in each country. These members update a national database that allows the study of the panorama of the country and to be added to the global database.

The connection with the different existing networks allows the pooling of resources and knowledge and the sharing of research results during public meetings organized each year.

Also, the Observatory of Artistic Residencies is at the origin of the *"Charter of Responsible Residencies"* to which spaces that respect a certain number of social, environmental, educational and economic criteria can adhere. This charter allows artists to know which spaces are committed to the fight against social, ecological, economic, artistic or cultural inequalities.

Finally, in order to support the mobility of cultural agents, the ORA will eventually offer grants to artists so that they can spend time in a residence whose practices respect the *"Charter of Responsible Residencies"*.

The Observatory of Artist Residencies - ORA - aims to study the phenomenon of artist residencies on a global scale.

Artists In Residence Television Artists In Residence Television - AIR^{TV} - is an international audiovisual network dedicated to art residencies founded in 2017 by Alexandra Chistev and Vladimir de Vaumas.

Artists In Residence Television's mission is to map artists' residencies and present them through reports and interviews as well as through the residencies' video channels. It allows artists to find, thanks to video, the ideal residence to develop their projects.



Artists In Residence Television also serves as a communication platform for the calls for applications of the member residencies and the cultural agenda of the many events they organize.

In addition, Artists In Residence Television provides residencies with specialized program management content through its **AIR^{TV}Pro** Intranet for its member residencies.

www.artistsinresidencetv.com

Contact :

Vladimir de Vaumas

vladimir@artistsinresidencetv.com

Whatsapp : +33 781 866 394

Alexandra Christev

alexandra@artistsinresidencetv.com

Whatsapp : +34 692 933 849

Website : www.artistsinresidencetv.com

Facebook : <https://www.facebook.com/artistsinresidencetv/>

Instagram : <https://www.instagram.com/artistsinresidencetv/>

LinkedIn : <https://www.linkedin.com/company/artists-in-residence-television>

Twitter : https://twitter.com/air_television

Vimeo : <https://vimeo.com/artistsinresidencetv>



Observatory of Artistic Residencies

&

Artists In Residence Television





The Latin American Residency Guide - GRAAL - lists more than 600 residencies across 28 countries in Latin America and the Caribbean.

More than 400 artists' residencies are detailed in the guide with a complete file and an article presenting the general project, the residency program, the conditions of reception, the criteria of selection of the artists and the methods of financing. The guide is divided into 28 chapters so that artists can easily find the residencies that interest them. GRAAL also lists local institutions and resources that support cultural mobility on the continent, and includes an infographic on the context of the Latin American residency. It is scheduled for release in English, French, Spanish and Portuguese in late 2022.

**Pre-order the GRAAL on
www.artistsinresidencetv.com**